


TIMELESS NORWEGIAN CRAFT



PRODUCT CATALOGUE



CONTENTS

JØTUL F 171	6
JØTUL F 163	8
JØTUL C 24	10
JØTUL TIPS	12
25 YEARS GUARANTEE	12
JØTUL TECHNICAL DIMENSIONS	14


IT ALL BEGAN IN 1853...

The Norwegian outdoors, culture and craftsmanship are key parts of our DNA. The essential ingredients that define the soul of Jøtul are our passion for heat combined with the skills and traditions of 170 years of working with cast iron to make everyday tools.



Follow us in social media

 [Facebook.com/VisionLINEFire](https://www.facebook.com/VisionLINEFire)

 [@avisionlineau](https://www.instagram.com/avisionlineau), #visionlinefire

 [YouTube.com/@VisionLINEAU](https://www.youtube.com/@VisionLINEAU)

NORWEGIAN CRAFTSMANSHIP SINCE 1853

Jøtul is one of the oldest producers of wood stoves, fireplace inserts and fireplaces in the world. Building on a proud Norwegian tradition, we have been combining fine craftsmanship with the art of coping with the cold since 1853.

Cast iron – lasting quality

Jøtul's product development team always keeps "Design for Manufacturing" top of mind. Our products are made of recycled cast iron and the main principle is that it must be possible to design and produce everything that we make. Our products always meet all test requirements and approval criteria and must be able to live up to our customers' high expectations.



"No two castings are exactly the same which means that each product is unique."

Espen Auensen, Research and Development Manager at Jøtul



NORWEGIAN CULTURAL HERITAGE AND CRAFTSMANSHIP

Norwegian cultural heritage and craftsmanship are core elements of what Jøtul stands for. We therefore always use Norwegian designers and have in-house project engineers. One of the most important jobs they do is to design a product that is then crafted in cast iron. This involves close collaborative working between the modelling workshop, laboratory and production. Interaction and good dynamics are key to the progress of the projects and to enabling the development of high-quality products.

"We have our own modelling workshop and foundry right next door to our development facility, allowing the departments to work efficiently and give each other feedback throughout the development process."



Thomas Johannesen, Product Developer at Jøtul.



ENVIRONMENTALLY AWARE WITH CLEAN BURN TECHNOLOGY

Thanks to a continuous focus on research, development and testing, Jøtul is now a world-leader within Clean burn Technology. But why is it so important to be 'best in class' regarding clean burn wood stoves, fireplaces and fireplace inserts?

Well, first and foremost, it is a question of improving the climate, by reducing airborne dust to a minimum. This is followed by saving consumers money, because Clean burn Technology gives you more heat per log.

RECIRCULATED HEAT

Reuse, recirculation, circular economy, climate impact and sustainability. These are core values which are deeply entrenched in our philosophy and set the agenda for the way in which Jøtul is managed today and how we are preparing for the future. It makes it easy for the consumer to make environmentally friendly choices when they invest in a new wood stove or fireplace.

We are the only stove manufacturer anywhere in the world to manufacture wood stoves, fireplaces and fireplace inserts with renewable energy in the form of Norwegian hydropower. A significant proportion of the raw materials we use consist of old cast iron stoves which have been melted down for recycling. The recycled stoves are basically taken into the factory at one end and come out at the other as modern, clean burn versions at the other. If we also take into account the fact that wood-firing is CO₂-neutral, we can safely claim that Jøtul's stoves are a sustainable resource!



René Christensen, Senior Vice President Sales and Marketing at Jøtul.

"It is our corporate social responsibility to contribute to a healthier climate and the green switch. As more and more consumers want to make their choices based on the environment and sustainability, we want to help them make those choices by offering environmentally friendly products, manufactured in an environmentally friendly way."

NEXT GENERATION WOOD BURNING

The Jøtul F 171 incorporates smart air control technology from Zensoric and practical features, making it an ideal heating solution for any home. With its sleek, exclusive design, the Jøtul F 171 is also a stylish addition to any living room. Automatic air control ensures optimal combustion at all times, eliminating the need for manual adjustment. Sit back and let the wood burner do the work.

Explore the Jøtul F 171, a stove that burns properly and efficiently with a minimum of effort.




JØTUL F 171

The stylish shape and revolutionary firing technology make this wood burning stove both functional and aesthetically pleasing. Self-closing door with magnetic lock and a reminder when more wood needs to be added make this wood burning stove both safe and easy to use.

Using the concentric spigot, the F 171 is fully compatible with Visionline Safety Vent Plus flue system, drawing combustion air from outside making it a fully sealed system, perfect for high efficient and passive home.

ACCESSORIES:
Jøtul Heat Storage system, glass floor plate and external air kit.

COLOURS: ● **BLACK PAINT**
WEIGHT APPROX.: **148 kg**
DIMENSIONS Basic model, HxWxD: **1100 x 492 x 415 mm**



Self-closing door with magnetic closure and solid wooden handle that stays cool when the wood stove is in use.



The D-shape allows the product to be placed closer to the wall.

ZENSORIC AUTOMATIC AIR CONTROL

The Jøtul F 171 with Zensoric puts ease of use and comfort at the forefront because it automatically adjusts the draft and even signals when it's time to add more wood.

Zensoric air control is controlled by a temperature sensor which ensures that the correct amount of air is supplied to the stove at exactly the right time to optimize combustion of the wood. Additionally you may add fuel to suit your own heating requirements.

ZENSORIC GIVES YOU:

- Ease of use
- Lower emissions
- Even heat and longer burning time
- Cleaner glass
- Less ash



Read more about Zensoric



When it's time to add more wood, the wood stove notifies you with a green light signal.



Zensoric is powered by a motor that is easily charged with a USB-C charger.

It only needs to be charged once per wood burning season normal use.



THE INTERIOR DESIGNERS FAVOURITE

The Jøtul F 163 is a modern wood stove with side glass, offering a great view of the flames from multiple angles. It can be equipped with a soapstone top, which adds decorative appeal and enhances heat retention. Designed for modern homes, it is well-suited for low-effect heating.



JØTUL F 163

Jøtul F 163 features large side glass and three sturdy legs that give the stove an easy and modern look. Choose between black paint surface or maintenance free white enamel.

ACCESSORIES:

Soapstone top, steel floor plate, external air kit, cover for external air (black paint only) and 100 mm short legs (black paint only). Universal heating top.

COLOURS:

● BLACK PAINT

○ WHITE ENAMEL

WEIGHT APPROX.:

115 kg

DIMENSIONS

Basic model, HxWxD:

903 x 450 x 447 mm



Soapstone top



reddot winner

In 2011 Jøtul 163 won the RedDot design award. The distinction "Red Dot" has become established internationally as one of the most sought-after seals of quality for good design.



CLEAN DESIGN

The Jøtul C 24 cassette offers one of the world's largest views to the fire, compared to the size of the cassette.



JØTUL C 24

The Jøtul C 24 cassette offers one of the world's largest views to the fire, compared to the size of the cassette. The clean design makes it suitable for any interior style. The burn chamber itself is surrounded by a convection box, making it ideal for transforming old, open fireplaces into modern and efficient closed combustion systems, whilst respecting the need to still have a great view to the fire.

ACCESSORIES:

Tangential fan, external air kit and set of convection adaptors. At 73%, the C 24 is Australia's most efficient insert fireplace delivering up to 10 hours burn time.



COLOURS:

● BLACK PAINT

WEIGHT APPROX.:

136 kg

DIMENSIONS

510 x 705 x 441 mm

Basic model, HxWxD:



25 YEARS GUARANTEE!

We wish to offer our customers the best of the best, and for this reason all products are handmade from the best available materials.

The exceptional durability is the reason that Jøtul offers a 25 year warranty against failure due to faulty manufacture - the longest on the market.

Cast iron fireplaces have a basic 5-year warranty on external castings, You may extend the warranty on external cast-iron parts to 25 years by registering your purchase within three months of purchase. All enquiries must go through a Jøtul dealer.

Warranty includes all components except consumables (grates and flame path equipment) and does not include labour.

We refer to full terms and conditions on our webpage:

intl.jotul.com/warranty



INTERNET POLICY

Jøtul's products are sold through a network of highly trained retailers, able to offer you the very best advice on the most suitable stove for your individual needs and circumstances, with the option of installation and appropriate after sales service for your purchase.

In order to ensure that you benefit from this, we do not recommend purchasing a Jøtul stove over the Internet where this level of advice and service may not be available.

If you do decide to buy your stove over the Internet, ensure that you buy from a dealer who can offer expert advice on the most suitable product for your needs, and who is able to install your stove and service it when necessary.

In particular, we would suggest that you avoid buying Jøtul stoves over the Internet, especially from a retailer who is not local to you, and who is, therefore, unlikely to be able to provide you with the appropriate support.



WOOD-FIRING - A CLIMATE-FRIENDLY ALTERNATIVE!

Most people want to make climate-friendly choices on behalf of the next generation. It is therefore good to know that wood is a renewable, low mileage resource, and that our clean burn, wood-based stoves and fireplaces are environmentally friendly products. This makes it particularly satisfying to settle down with a good book in front of your stove or fireplace and simply enjoy the sound of the crackling fire. The sound of contentment!

A RELIABLE SOURCE OF HEAT THAT YOU CAN DEPEND ON

The history and tradition of Jøtul mean a lot to our customers, our partners and to us who work here. Our commitment to quality, innovation, safety and environmental protection are the pillars of our production, from concept to end product.

Thanks to these core values, you can rest assured that your product will be a reliable source of heat for many years to come.

USE 40% LESS WOOD

Jøtul's clean burning fireplaces and stoves are more efficient and require much less wood than the "old" non clean burning, to produce the same amount of heat. If you burn correctly, this can mean a reduction in wood consumption by up to 40%. The environmental clean-burning stoves are entirely positive.





They reduce particulate emissions by 90% set against old fireplaces. The dual combustion system also allows the gases and particles burning up before they go up the chimney.

TECHNICAL INFORMATION – ALL THE DETAILS

Choosing a Jøtul stove is supposed to be easy. This is why we have chosen to provide a detailed overview of everything you need to know before making your choice. The manual is always to be used for installation, but the sketches in this section will give you a good technical overview.

Measurements and Clearances state the dimensions of the product and distances to be taken into consideration when assembling. Jøtul recommends a furniture distance from fireplace at minimum 1000 mm.

Our dealers are highly competent and are always available if you have any questions.

	JØTUL F 163	JØTUL F 171	JØTUL C 24
STANDARD:			
Heating capacity up to m ²	129		250
Average Efficiency (%)	65	76*	73
Maximum log length (cm)	33	30	50
Heating Capacity (up to)	140m ²	180m ²	200m ²
External air connection	•	•	•
Flue outlet: Top(T) / Rear (R) / Side (S)	T/R	T/R	T
Distance to combustible (calculated with semi-insulated steel chimney. Some products may need convection plate) Rear/side/corner (mm)	200/650/500	50/550/1000	
Distance to firewall Rear/side/corner (mm)	100/300/150	50/381/87	
Height flue outlet mm (top)	863	828	
Height centre flue outlet mm (rear)	789	832	556
Outside air connection, distance from rear to centre flue pipe A (mm)	119	148	
Outside air connection, distance from floor to centre flue pipe B (mm)	100	91	
Flue size - Ø (mm)	150	150	150/175
Weight approx. (kg)	75	148	136
Dimensions (mm) (HxWxD)	923x450x447	1100/492/415	510x705x441
Ash solution (accessories)	•	•	•
FINISH OPTIONS:			
BP Black paint	•	•	•
WHE White enamel	•		
QR-CODE:			
Scan the QR-code and find all information and technical documentation online.			

*EU figures, AU figures to follow once local testing completed



HOW TO SCAN QR-CODES

To find user guide, assembly instructions and other documentation, please scan the QR code below the product

1. Use a QR-scanner app downloaded from Google Play or App store // IOS users: Open the default camera app
2. Hold your device so that the QR code appears in the window
3. Tap the notification to open the link

FIND ALL DOCUMENTATION ONLINE

There are many things to consider when buying and installing a new wood stove or fireplace. Do you have a standard flue or not, are you going to place the stove on a wall or in a corner, whether you have recessed or exposed firewall or not one at all? Find help and guidance on our website.

Select product, click **Technical Specifications**. Here you will find everything from weight to performance. **Documents** gives you access to all manuals, floor plan drawings and any technical documents you may need.



All documentation on our products is always available on our web pages at www.visionlinefire.com.au Or by scanning the QR-code under the product.

SYMBOLS



DEFRA exempt

Department for the Environment, Food & Rural Affairs. Exempt stoves are models that are cleared to burn specialised fuels in smoke control areas, fuels that would normally be disallowed. Many of our new ranges, such as our Cleanburn range of stoves, are designed and fitted with technology that means wood can be legally burnt within a smoke control area.



Clean burn

This means that fireplace has a dual combustion system that converts up to 90% of the gases and particles in smoke to heat. This provides the absolute minimum level of smoke emission because the fireplace uses the energy to give heat instead of smoke.



Closed combustion

Products with closed combustion system takes air through a separate air channel directly from the combustion chamber and through an outside wall or through the floor.



40 % Less wood

Modern wood stoves have 40 % more efficient combustion and 90 % fewer emissions than old fireplaces.



Distributed by

visionLINE[™]
FIREPLACE SYSTEMS

Jetul is continuously working to improve our products and we reserve the right to make amendments regarding specifications, colours and equipment without previous warning. We are not responsible for printing errors. Some products might be depicted with accessories.

